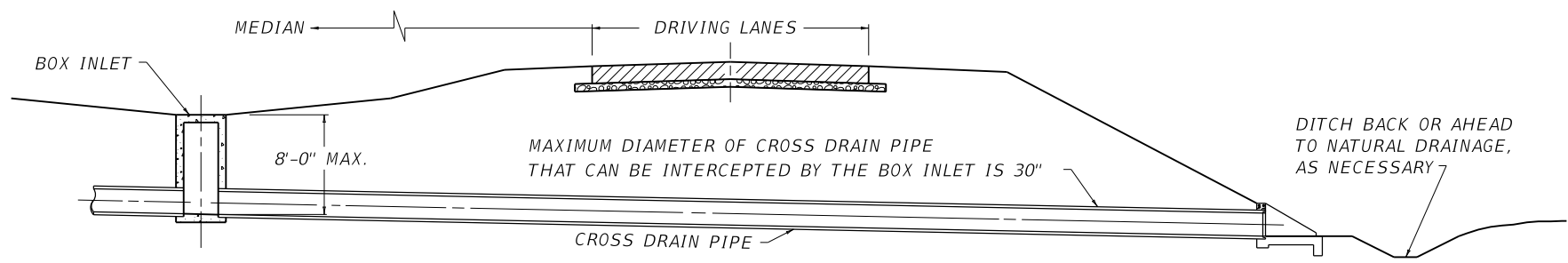
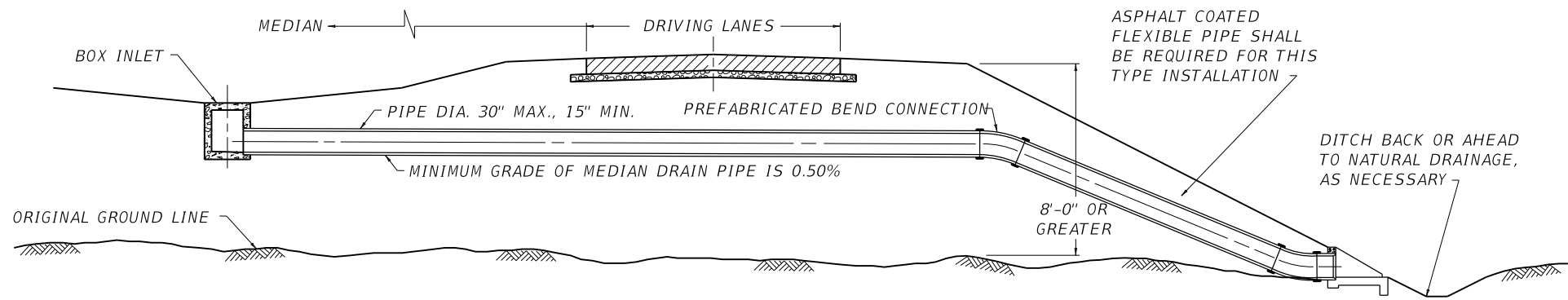


~ NOTES ~

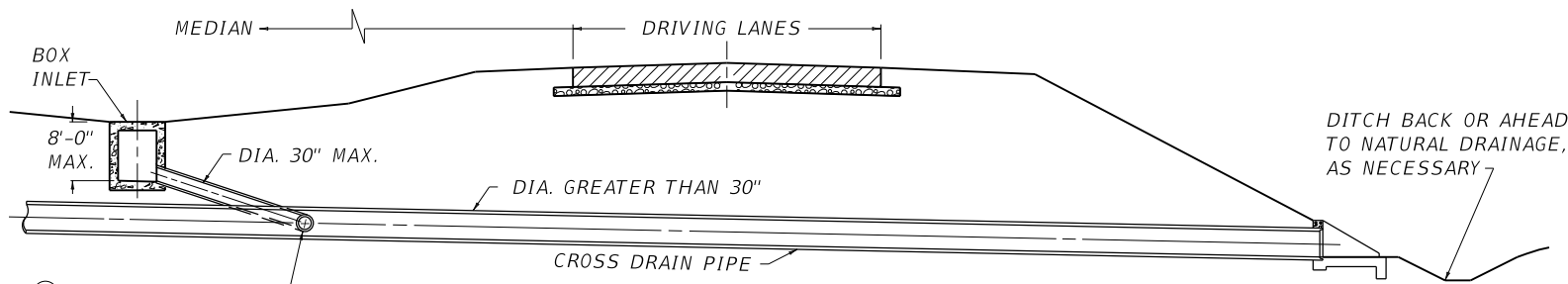
① JUNCTION BOX IS PERMITTED, HOWEVER, IT SHALL BE INCIDENTAL TO THE WORK IF USED (SEE CUR. STD. DWG. RDX-001).



TYPICAL WHEN CROSS DRAINAGE PIPE IS 30" OR LESS IN DIAMETER AND FILL IS 8'-0" OR LESS IN DEPTH



TYPICAL WHEN CROSS DRAINAGE PIPE IS 30" OR LESS IN DIAMETER AND FILL IS MORE THAN 8'-0" IN DEPTH



TYPICAL WHEN CROSS DRAINAGE PIPE IS GREATER THAN 30" IN DIAMETER

① PREFABRICATED OR PRECAST WYE OR TEE CONNECTION

DITCH BACK OR AHEAD TO NATURAL DRAINAGE, AS NECESSARY

ASPHALT COATED FLEXIBLE PIPE SHALL BE REQUIRED FOR THIS TYPE INSTALLATION

DITCH BACK OR AHEAD TO NATURAL DRAINAGE, AS NECESSARY

USE WITH CUR. STD. DWG. RDX-001

KENTUCKY DEPARTMENT OF HIGHWAYS

TYPICAL MEDIAN DRAIN INSTALLATIONS

STANDARD DRAWING NO. RDI-045-02
 SUBMITTED *[Signature]* DIRECTOR, DEPT. OF DESIGN 12-01-15 DATE
 APPROVED *[Signature]* STATE HIGHWAY ENGINEER 12-01-15 DATE